

**(A) (a) Statement showing Revised Shareholding Pattern**

Name of the Company : **SVAM SOFTWARE LIMITED**

Scrip Code : **523722**

Scrip ID: **SVAMSOF**

Class of Security : **Equity Share**

Quarter Ended : **30th June 2014**

Partly paid-up shares :	No. of partly paid up shares	As a % of total no. of partly paid-up shares	As a % of total no. of shares of the Company
Held by Promoter / Promoters Group	NIL	N.A.	N.A.
Held by Public	NIL	N.A.	N.A.
Total	NIL	N.A.	N.A.
<b>Outstanding convertible securities :</b>	<b>No. of outstanding securities</b>	<b>As a % of total no. of outstanding convertible securities</b>	<b>As a % of total no. of shares of the Company, assuming full conversion of the convertible securities</b>
Held by Promoter / Promoters Group	NIL	N.A.	N.A.
Held by Public	NIL	N.A.	N.A.
Total	NIL	N.A.	N.A.
<b>Warrants :</b>	<b>No. of warrants</b>	<b>As a % of total no. of warrants</b>	<b>As a % of total no. of shares of the Company, assuming full conversion of warrants</b>
Held by Promoter / Promoters Group	NIL	N.A.	N.A.
Held by Public	NIL	N.A.	N.A.
Total	NIL	N.A.	N.A.

Total paid up capital of the Company assuming full conversion of warrants and convertible securities

Rs. 168,890,000  
(divided into 16889000 Equity Shares of Rs. 10/- each)




	Sub Total(A)(2)	-	0	0	0	0	0	-0.00	0.00	0	0	0.00
	Total Shareholding of Promoter and Promoter Group (A) = (A)(1)+(A)(2)	2	2442600	2442600	2442600	14.46	14.46	0	0.00	0	0.00	
(B)	Public shareholding											
1	Institutions											
(a)	Mutual Funds/ UTI	1	4000	0	0	0.02	0.02	0	0.00	0	0.00	
(b)	Financial Institutions / Banks	5	3100	1900	0.02	0.02	0	0.00	0.00	0	0.00	
(c)	Central Government/ State Government(s)	0	0	0	0.00	0.00	0	0.00	0.00	0	0.00	
(d)	Venture Capital Funds	0	0	0	0.00	0.00	0	0.00	0.00	0	0.00	
(e)	Insurance Companies	0	0	0	0.00	0.00	0	0.00	0.00	0	0.00	
(f)	Foreign Institutional Investors	0	0	0	0.00	0.00	0	0.00	0.00	0	0.00	
(g)	Foreign Venture Capital Investors	0	0	0	0.00	0.00	0	0.00	0.00	0	0.00	
(h)	Any Other (specify)	0	0	0	0.00	0.00	0	0.00	0.00	0	0.00	
	Sub-Total (B)(1)	6	7100	1900	0.04	0.04	0	0.00	0.00	0	0.00	
B 2	Non-institutions											
(a)	Bodies Corporate	251	1296045	1114278	7.67	7.67	0	0.00	0.00	0	0.00	
(b)	Individuals											
	Individuals - i. Individual shareholders holding nominal share capital up to Rs 1 lakh											
I		30306	9016537	5646293	53.39	53.39	0	0.00	0.00	0	0.00	
II	ii. Individual shareholders holding nominal share capital in excess of Rs. 1 lakh.											
(c)	Any Other Specify (NRI)	84	3219555	2948475	19.06	19.06	0	0.00	0.00	0	0.00	
(c-i)	Clearing House/Public Trust	990	612500	108600	3.63	3.63	0	0.00	0.00	0	0.00	
(c-ii)	corporate Bodies-OCB	0	0	0	0.00	0.00	0	0.00	0.00	0	0.00	
(c-iii)	Intermediary/ Other Depository A/c	3	6600	0	0.04	0.04	0	0.00	0.00	0	0.00	
(c-iv)	Hindu Undivided Family	0	0	0	0.00	0.00	0	0.00	0.00	0	0.00	
		127	283231	283231	1.68	1.68	0	0.00	0.00	0	0.00	

(c-v)	Clearing Member	9	4832	4832	0.03	- 0.03	0	0.00
(c-vi)	Qualified Foreign Investor- Individual	0	0	0	0.00	0.00	0	0.00
(c-vii)	Qualified Foreign Investor- Corporate	0	0	0	0.00	0.00	0	0.00
	Sub-Total (B)(2)	31770	14439300	10105709	85.50	85.50	0	0.00
	Total Public Shareholding (B) = (B)(1)+(B)(2)	31776	14446400	10107609	85.54	85.54	0	0.00
	TOTAL (A)+(B)	31778	16889000	12550209	100.00	100.00	0	0.00
(C)	Shares held by Custodians and against which Depository Receipts have been issued	0	0	0	0.00	0.00	0	0.00
	GRAND TOTAL (A)+(B)+(C)	31778	16889000	12550209	100.00	100.00	0	0.00

For Svam Software Ltd.

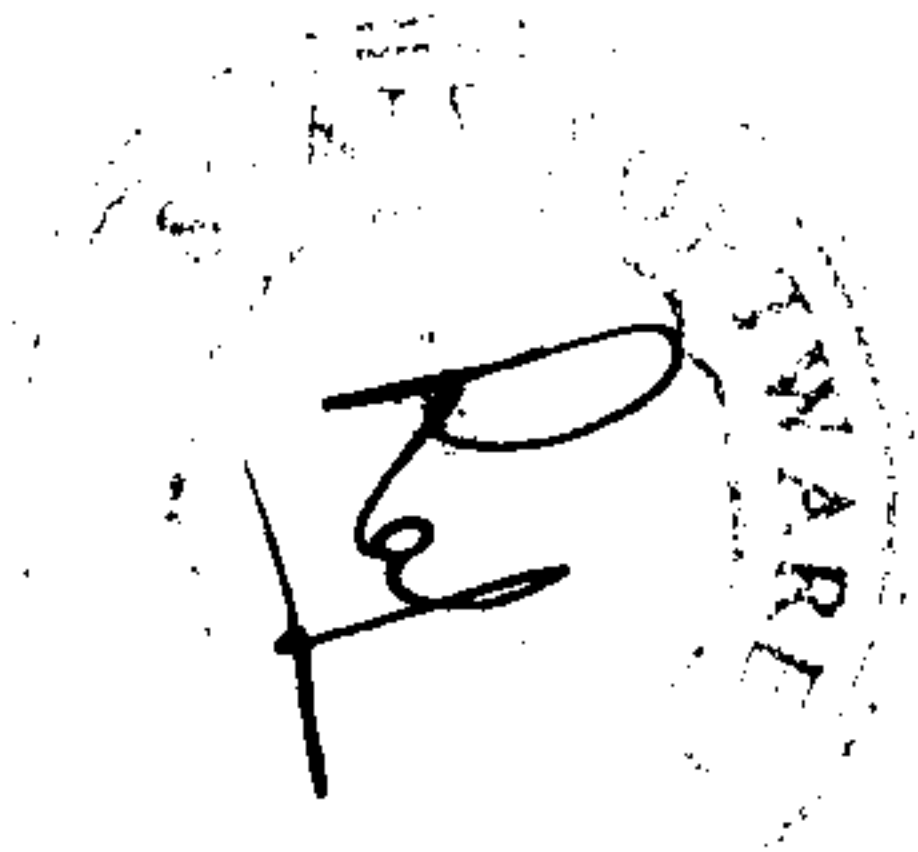
(Director)



(1)(b) Statement showing holding of securities (including shares, warrants, convertible securities) of persons belonging to the category "Promoter and Promoter Group"

Sr. No.	Name of the shareholder	Details of Shares held			Encumbered shares (*)		Details of warrants			Details of convertible securities		Total shares (including underlying shares assuming full conversion of warrants and convertible securities) as a % of diluted share capital
		Number of shares held	As a % of grand total (A) + (B) + (C)	No.	As a percentage	As a % of grand total (A) + (B) + (C) of sub-clause (I)(a)	Number of warrants held	As a % total number of warrants of the same class	Number of convertible securities held	As a % total number of convertible securities of the same class		
(i)	(ii)	(iii)	(iv)	(v)	(vi) = (v)/(iii) * 100	(vii)	(viii)	(ix)	(x)	(xi)	(xii)	
1	MANISHA AGARWAL	1200000	7.11	0	0.00	0.00	0	0	0	0	0	
2	OM PRAKASH AGARWAL	1242600	7.36	0	0.00	0.00	0	0	0	0	0	
	<b>TOTAL</b>	<b>2442600</b>	<b>14.46</b>	<b>0</b>	<b>0.00</b>	<b>0.00</b>	<b>0</b>	<b>0</b>	<b>0</b>	<b>0</b>	<b>0</b>	

(\*) The term "encumbrance" has the same meaning as assigned to it in regulation 28(3) of the SAST Regulations, 2011




(1)(c)(i) Statement showing holding of securities (including shares, warrants, convertible securities) of persons belonging to the category "Public" and holding more than 1% of the total number of shares

Sr. No.	Name of the shareholder	Number of shares held	Shares as a percentage of total number of shares i.e., Grand Total (A)+(B)+(C) indicated in Statement at para (1)(a) above}	Details of warrants		Details of convertible securities		Total shares (including underlying shares assuming full conversion of warrants and convertible securities) as a % of diluted share capital
				Number of warrants held	As a % of total number of warrants of the same class	Number of convertible securities held	% w.r.t total number of convertible securities of the same class	
1	GLOBE CAPITAL MARKET LIMITED	400000	2.37	0	0	0	0	0
2	ALPS MOTOR FINANCE LTD.	197310	1.17	0	0	0	0	0
3	MEENAKSHI TALWAR	315500	1.87	0	0	0	0	0
4	VINAY TALWAR	200000	1.18	0	0	0	0	0
5	RAJNI KHETRAPAL	243793	1.44	0	0	0	0	0
	<b>TOTAL</b>	<b>1356603</b>	<b>8.03</b>	<b>0</b>	<b>0</b>	<b>0</b>	<b>0</b>	<b>0</b>



(I)(c)(ii) Statement showing holding of securities (including shares, warrants, convertible securities) of persons (together with PAC) belonging to the category "Public" and holding more than 5% of the total number of shares of the company

Sr. No.	Name(s) of the shareholder(s) and the Persons Acting in Concert (PAC) with them	Number of shares	Shares as a percentage of total number of shares {i.e., Grand Total (A)+(B)+(C) indicated in	Details of warrants		Details of convertible		Total shares (including underlying shares assuming full conversion of warrants and convertible
				Number of warrants	As a % total number of warrants of the same class	Number of convertible securities held	% w.r.t total number of convertible securities of the same class	
1	NOT APPLICABLE	Nil	Nil	Nil	Nil	Nil	Nil	Nil
<b>TOTAL</b>		Nil	Nil	Nil	Nil	Nil	Nil	Nil



(I)(d) Statement showing details of locked-in shares

Sr. No.	Name of the shareholder	Number of locked-in shares	Locked-in shares as a percentage of total number of shares {i.e., Grand Total (A)+(B)+(C) indicated in Statement at para (I)(a) above}
1	NOT APPLICABLE	0	0
TOTAL			

(II)(a) Statement showing details of Depository Receipts (DRs)

Sr. No.	Type of outstanding DR (ADRs, GDRs, SDRs, etc.)	Number of outstanding DRs	Number of shares underlying outstanding DRs	Shares underlying outstanding DRs as a percentage of total
1	NOT APPLICABLE	0	0	0.00
TOTAL				0.00





(II)(b) Statement showing Holding of Depository Receipts (DRs), where underlying shares are in excess of 1% of the total number of shares

Sr. No.	Name of the DR Holder	Type of outstanding DR (ADRs, GDRs, SDRs, etc.)	Number of shares underlying outstanding DRs	Shares underlying outstanding DRs as a percentage
1	NOT APPLICABLE	0	0	0.00
<b>TOTAL</b>		<b>0</b>	<b>0</b>	<b>0.00</b>


  
**For Sama Software Ltd.**  
 (Director)